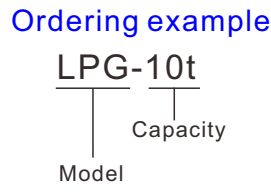
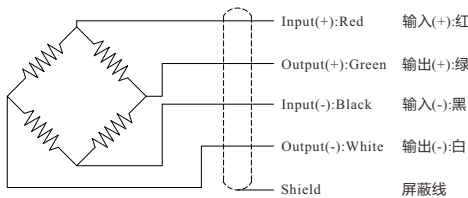


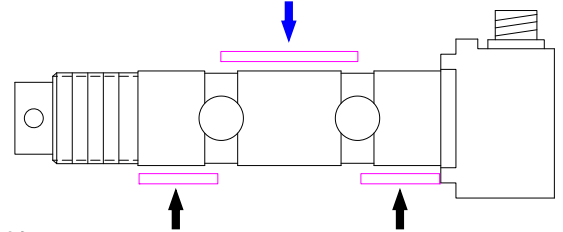
Capacity(Ton)	A	B	C	D	E	F	G	H	J	K	L	M	d	P
4	5	10	22	30	22	36	5	4	33	34	143	M26	19	42
10	7.5	15	32	45	32	51	8	4	41	42	192	M42	25	52
20	10	20	46	55	46	73	11	6	54	55	266	M52	42	63
30	12.5	25	63	70	65	105	15	6	74	75	358	M68	62	88

Contact us for other capacities

Wiring Diagram/接线图



Load direction



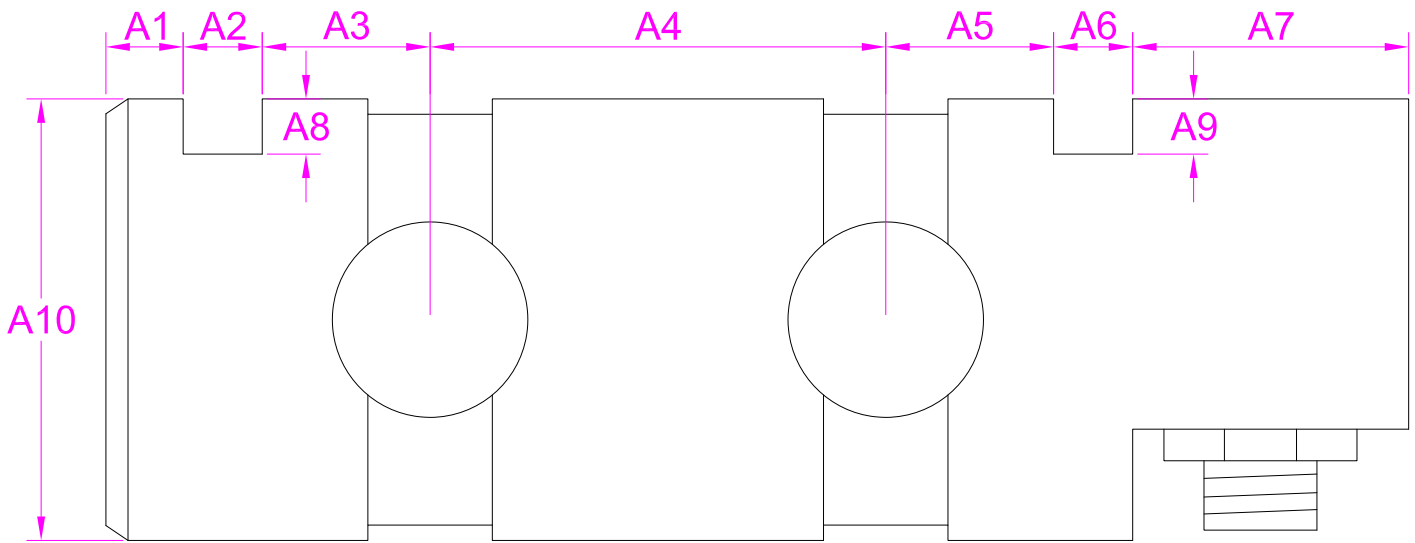
--- Specifications / 规格参数 ---

Capacity/量程	4/10/20/30 t		
Rated Output 额定输出	1.5 mV/V	Compensated Temp. 温度补偿范围	-10...+40°C
Excitation 激励电压	3~15V	Operating Temp. 工作温度范围	-20...+60°C
Zero Balance 零点输出	±0.05mV/V	Temp. Shift Zero 零点温度漂移	±0.03% of R.O./°C
Nonlinearity 非线性	±0.5% of R.O.	Temp. Shift Span 灵敏度温度漂移	±0.03% of R.O./°C
Hysteresis 滞后	±0.5% of R.O.	Input Resistance 输入阻抗	790±100Ω
Nonrepeatability 非重复性	±0.2% of R.O.	Output Resistance 输出阻抗	705±10Ω
Creep(5min) 蠕变	±0.1% of R.O.	Insulation Resistance 绝缘阻抗	>5000MΩ(50V)
Safe Overload 安全过载	150% of F.S.	Ingress Protection 防护等级	IP64
Ultimate Overload 极限过载	200% of F.S.	Material of Element 弹性体材料	Stainless steel 不锈钢
Cable 导线	Ø5*3000mm 4-core shielded cable with mating connector Ø5*3000mm 4芯屏蔽线含接头		
R.O.=Rated Output/额定输出 F.S.=Full Scale/满量程			

P-1/2

• Subject to change without notice / 如有更改,不另行通知

Custom pin load cell



Capacity		Quantity	
Output signal		Cable length	
A1		A2	
A3		A4	
A5		A6	
A7		A8	
A9		A10	
Other requirements			

P-2/2

- For dimensions that don't matter, please fill in "Given by design" or acceptable range like "25~40mm".
- Drawings provided by clients are also welcome.
- Forsentek will evaluate the feasibility upon the given parameters and propose modifications accordingly to make it work.