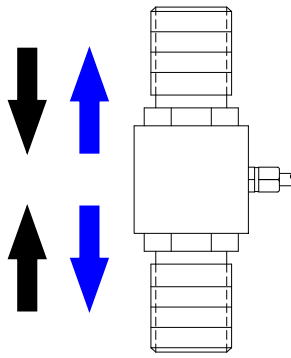
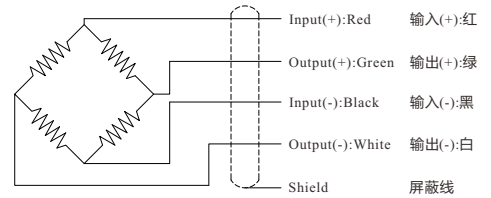


Load direction  
加载方向



**Ordering code**  
**FLRB - 100kN**  
Model Capacity

Wiring Diagram/接线图



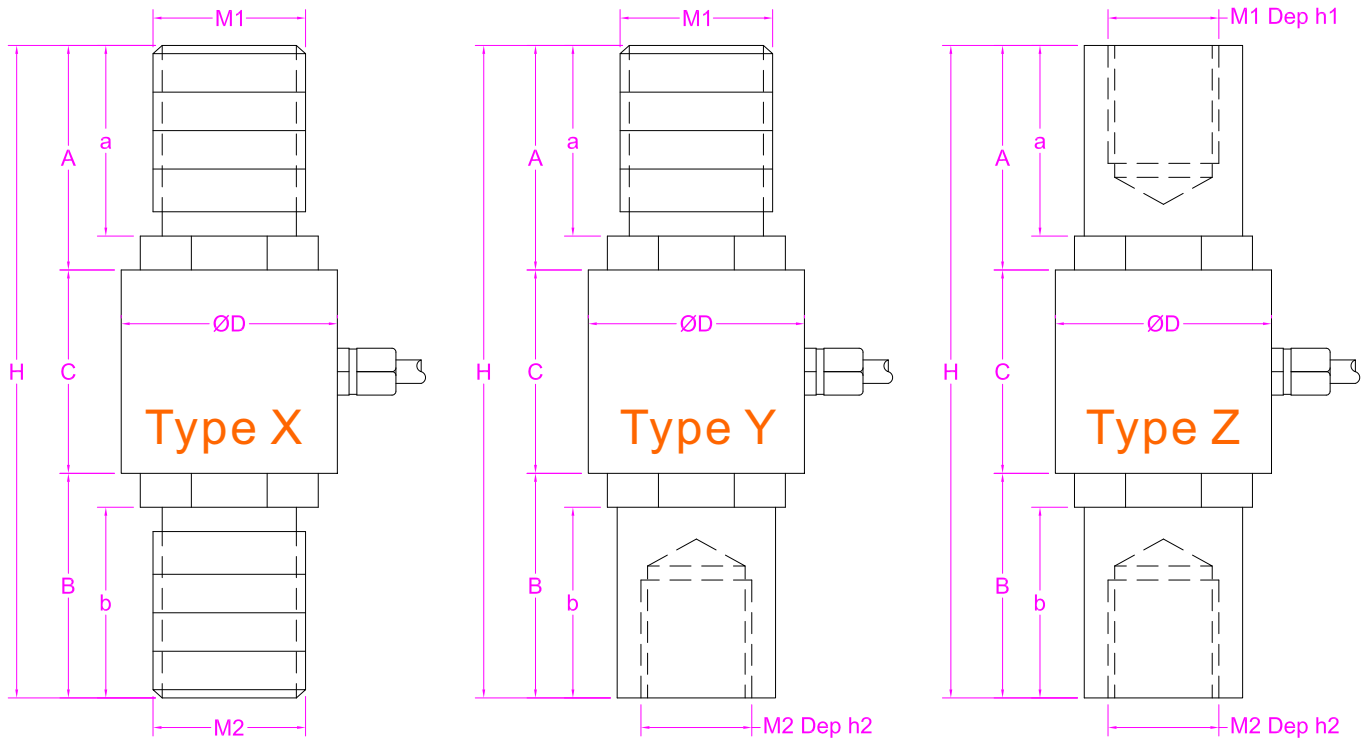
--- Specifications / 规格参数 ---

P-1/2

Capacity/量程	20/30/50/100/150/200 kN		
Rated Output 额定输出	1.5 mV/V	Compensated Temp. 温度补偿范围	0...+40°C
Excitation 激励电压	3~12V	Operating Temp. 工作温度范围	-20...+60°C
Zero Balance 零点输出	±0.05 mV/V	Temp. Shift Zero 零点温度漂移	±0.05% of R.O./°C
Nonlinearity 非线性	±0.5% of R.O.	Temp. Shift Span 灵敏度温度漂移	±0.05% of R.O./°C
Hysteresis 滞后	±0.5% of R.O.	Input Resistance 输入阻抗	700±100Ω
Nonrepeatability 非重复性	±0.2% of R.O.	Output Resistance 输出阻抗	700±50Ω
Creep(5min) 蠕变(5min)	±0.1% of R.O.	Insulation Resistance 绝缘阻抗	>5000MΩ(50V)
Safe Overload 安全过载	150% of F.S.	Ingress Protection 防护等级	IP62
Ultimate Overload 极限过载	200% of F.S.	Material of Element 弹性体材料	Stainless steel 不锈钢
Cable 导线	Ø5*3000mm 4-core shielded cable Ø5*3000mm 4芯屏蔽线		
R.O.=Rated Output/额定输出 F.S.=Full Scale/满量程			

• Subject to change without notice / 如有更改,不另行通知

## Custom made inline load cell



Type			
Capacity(N)		Quantity	
H		D	
A		a	
B		b	
M1		h1	
M2		h2	
D		/	/
Other requirements			

P-2/2

- For dimensions that don't matter, please fill in "Given by design" or acceptable range like "25~40mm".
- Drawings provided by clients are also welcome.
- Forsentek will evaluate the feasibility upon the given parameters and propose modifications accordingly to make it work.